

easy
DESIGNER ZAMAGNA LAB




Tavolo allungabile con apertura a scorrimento piano, struttura in metallo verniciato e piano e allunghe in melaminico.

Extendable table with sliding opening, painted metal structure and top and extensions in melamine.

easy cod. T/4000 L. 90+50 P. 90 H. 75
STRUTTURA antracite PIANO e ALLUNGHE melaminico antracite liscio
anthracite FRAME smooth anthracite melamine TOP and EXTENSIONS LEAVES
► cod. T/4002 L. 120+50 P. 80 H. 75
STRUTTURA antracite PIANO e ALLUNGHE melaminico rovere naturale nodato
SEDIA **open** cod. S/2262 ppn cappuccino
anthracite FRAME knotted natural oak melamine TOP and EXTENSIONS LEAVES
open CHAIR cod. S/2262 ppn cappuccino

easy


INFORMAZIONI TECNICHE E PREZZI
TECHNICAL INFORMATION AND PRICES



Cod. T/4000

Dim. L. 90+50 P. 90 H. 75


P. 477 piano e allunga in melaminico *top and extension leaves in melamine*



Cod. T/4001

Dim. L. 110+50 P. 70 H. 75

P. 485 piano e allunga in melaminico *top and extension leaves in melamine*



Cod. T/4002

Dim. L. 120+50 P. 80 H. 75

P. 499 piano e allunga in melaminico *top and extension leaves in melamine*

FINITURE DISPONIBILI *AVAILABLE FINISHES*

Struttura in metallo verniciato *painted metal frame:*

bianco e antracite *white and anthracite*

Piano e allunga *top and extensions leaves:*

melaminico bianco seta *white melamine silk*

melaminico antracite seta *melamine anthracite silk*

melaminico rovere naturale nodato *melamine natural oak nodate*

Solo strutture only frames

Cod. T/4000 base L. 90x90 con telaio per 1 allunga *with frame for 1 extension* P.365

Cod. T/4001 base L. 110x70 con telaio per 1 allunga *with frame for 1 extension* P.365

Cod. T/4002 base L. 120x80 con telaio per 1 allunga *with frame for 1 extension* P. 378

PIANI TOPS


VETROCERAMICA OPACA MATT GLASS CERAMIC sp. 11 mm




bianco assoluto
absolute white




bianco calacatta grigio
white calacatta gray



noir desire bocciardato
*noir desire bush
hammered*



ossido bruno
brown oxide




ossido nero
black oxide



**pietra savoia grigio
bocciardato**
*gray savoy stone
bushhammered*



**pietra savoia antracite
bocciardato**
*anthracite savoy stone
bushhammered*

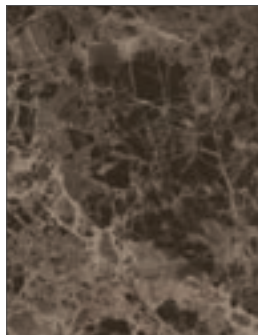


sahara noir

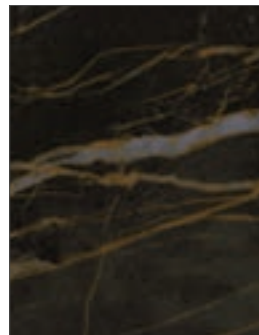
VETROCERAMICA LUCIDA (solo per 160x90) GLOSSY GLASS CERAMIC (only for 160x90) sp. 14 mm



calacatta oro venato
calacatta gold veined



marrone emperador
emperador brown




noir desire



pietra grey
gray stone

PIANI TOPS


LAMINATO LAMINATE sp. 19 mm



cemento bianco
white cement



cemento grigio chiaro
light gray cement




cemento antracite
anthracite cement



pietra marrone
brown stone




shara noir



bianco calacatta
white calacatta




imperial black
imperial black




pietra marrone scuro
dark brown stone

VETRO LACCATO LUCIDO GLOSSY LACQUERED GLASS sp. 10 mm



extrawhite




antracite ral 7043
anthracite ral 7043

PIANI TOPS

MELAMINICO MELAMINE sp. 18 mm



**cemento spazzolato
grigio chiaro**
light gray brushed cement



**cemento spazzolato
grigio scuro**
dark gray brushed cement




rovere naturale nodato
natural knotted oak




rovere cognac nodato
knotted cognac oak



noce termocotto
heat-cooked walnut




nero liscio seta
smooth black silk



antracite liscio seta
smooth anthracite silk



grigio chiaro liscio seta
smooth light gray silk



fango liscio seta
smooth mud silk



bianco liscio seta
smooth white silk

STRUTTURA FRAME


METALLO VERNICIATO PAINTED METAL




nero industry
black industry



bronzo
bronze



bianco
white



antracite ral 7043
anthracite ral 7043



corten