



L. 200+50+50 P. 100 H. 75

cod. **T/1225 AVCL** **P. 3.201**

piana e allunghe in ceramica lucida
glossy ceramic top and extension leaves

cod. **T/1225 AVC** **P. 2.938**

piana e allunghe in ceramica opaca
matt ceramic top and extension leaves

cod. **T/1225 AV** **P. 2.326**

piana e allunghe in vetro laccato lucido
glossy lacquered glass top and extension leaves

cod. **T/1225 AIM** **P. 2.135**

piana e allunghe in rovere impiallacciato
oak veneered top and extension leaves

cod. **T/1225 AL** **P. 2.086**

piana e allunghe in laminato **sp. 2 cm**
2 cm thick. laminate top and extension leaves



L. 140+40+40 P. 90 H. 75

cod. **T/1214 AVCL** **P. 2.696**

piana e allunghe in ceramica lucida
glossy ceramic top and extension leaves

cod. **T/1214 AVC** **P. 2.171**

piana e allunghe in ceramica opaca
matt ceramic top and extension leaves

cod. **T/1214 AV** **P. 1.781**

piana e allunghe in vetro laccato lucido
glossy lacquered glass top and extension leaves

cod. **T/1214 AIM** **P. 1.947**

piana e allunghe in rovere impiallacciato
oak veneered top and extension leaves

cod. **T/1214 AL** **P. 1.781**

piana e allunghe in laminato **sp. 2 cm**
2 cm thick. laminate top and extension leaves



L. 200 P. 100 H. 75

cod. **T/1216 FAGL** **P. 1.957**

piana impiallacciata "ali di gabbiano"
"seagull wings" veneered top

cod. **T/1216 FMA** **P. 2.016**

piana rovere massello sp. 4 cm, bordo scortecciato
4 cm thick. oak solid wood top with debarked edge

cod. **T/1216 FMAG** **P. 1.322**

piana rovere massello sp. 4 cm, bordo dritto
4 cm thick. oak solid wood top with squared edge



L. 180+45+45 P. 90 H. 75

cod. **T/1210 AVCL** **P. 2.946**

piana e allunghe in ceramica lucida
glossy ceramic top and extension leaves

cod. **T/1210 AVC** **P. 2.584**

piana e allunghe in ceramica opaca
matt ceramic top and extension leaves

cod. **T/1210 AV** **P. 2.065**

piana e allunghe in vetro laccato lucido
glossy lacquered glass top and extension leaves

cod. **T/1210 AIM** **P. 1.965**

piana e allunghe in rovere impiallacciato
oak veneered top and extension leaves

cod. **T/1210 AL** **P. 1.947**

piana e allunghe in laminato **sp. 2 cm**
2 cm thick. laminate top and extension leaves



L. 180+50+50 P. 90 H. 75

cod. **T/1211 AM** **P. 1.286**

piana e allunghe in melaminico **bordo 8 cm**
8 cm edge melamine top and extension leaves



L. 180 P. 90 H. 75

cod. **T/1217 FVCLO** **P. 1.877**

piana ovale in ceramica lucida
glossy ceramic oval top

cod. **T/1217 FVCOO** **P. 1.650**

piana ovale in ceramica opaca
matt ceramic oval top



L. 180 P. 90 H. 75

cod. **T/1217 FVCL** **P. 1.766**

piana in ceramica lucida
glossy ceramic top

cod. **T/1217 FVC** **P. 1.478**

piana in ceramica opaca
matt ceramic top

cod. **T/1217 FV** **P. 1.116**

piana in vetro laccato lucido
glossy lacquered glass top

cod. **T/1217 FIM** **P. 1.074**

piana in rovere impiallacciato
veneered oak top

cod. **T/1217 FL** **P. 1.014**

piana in laminato **sp. 2 cm**
3 cm thick. laminate top



L. 160+45+45 P. 90 H. 75

cod. **T/1212 AVCL** **P. 2.841**

piana e allunghe in ceramica lucida
glossy ceramic top and extension leaves

cod. **T/1212 AVC** **P. 2.348**

piana e allunghe in ceramica opaca
matt ceramic top and extension leaves

cod. **T/1212 AV** **P. 1.939**

piana e allunghe in vetro laccato lucido
glossy lacquered glass top and extension leaves

cod. **T/1212 AIM** **P. 2.006**

piana e allunghe in rovere impiallacciato
oak veneered top and extension leaves

cod. **T/1212 AL** **P. 1.840**

piana e allunghe in laminato **sp. 2 cm**
2 cm thick. laminate top and extension leaves



L. 160+50+50 P. 90 H. 75

cod. **T/1213 AM** **P. 1.239**

piana e allunghe in melaminico **bordo 8 cm**
8 cm edge melamine top and extension leaves



L. 160+50+50 P. 90 H. 75

cod. **T/1369 AM** **P. 2.155**

piana e allunghe in melaminico **bordo 9 cm**
con meccanismo Syncro
9 cm edge melamine top and extension leaves with Syncro mechanism



L. 180+45+45 P. 100 H. 75

cod. **T/1210 AVCB** **P. 3.418**

piana in ceramica lucida
glossy ceramic top

cod. **T/1210 AVCT** **P. 3.056**

piana in ceramica opaca
matt ceramic top


frame

struttura

_metallo verniciato
painted metal



multicolor (bianco/antracite/cappuccino/grigio tortora)
* solo per tavolo TWIST
multicolour (white/anthracite/cappuccino colour/dove grey)
* only for TWIST table



bianco
white



antracite Ral 7043
Ral 7043 anthracite



nero industry
industry black



corten
corten



bronzo

top and extension leaves

piana e allunghe

_ceramica lucida
glossy ceramic




bianco calacatta oro
golden calacatta white



nero desire
desire black



marrone emperador
emperador brown




pietra grey
grey stone

_ceramica opaca
matt ceramic



noir desire bocciardato
noir desire bush hammered



sahara noir
black sahara



ossido bruno
brown oxide



bianco calacatta
calacatta white




pietra savoia grigia
bocciardata
gray savoy stone
bush hammered



pietra savoia antracite
bocciardata
anthracite savoy stone
bush hammered



ossido nero
black oxide



bianco assoluto
white oxide

_vetro laccato lucido
glossy lacquered glass



extrawhite
extrawhite



antracite Ral 7043
Ral 7043 anthracite

_vetro
glass



vetro trasparente
transparent glass

**_laminato
laminated**



pietra bianco calacatta
calacatta white stone




sahara noir
balck sahara



pietra marrone
brown stone



imperial black



cemento bianco
white cement



cemento grigio chiaro
light grey cement



cemento antracite
anthracite cement



pietra marrone scuro



rovere naturale nodato
natural knotted oak



rovere cognac nodato
cognac coloured knotted oak



cemento spazzolato
grigio chiaro
light grey brushed cement



cemento spazzolato
grigio scuro
dark grey brushed cement

bordo 8 e bordo 9_melaminico

melamine




noce termocotto
termocotto walnut



rovere naturale nodato
natural knotted oak



rovere cognac nodato
cognac coloured knotted oak



cemento spazzolato
grigio chiaro
light grey brushed cement



cemento spazzolato
grigio scuro
dark grey brushed cement

_impiallacciato rovere

oak veneer



rovere naturale
natural oak



rovere tinto noce termocotto
termocotto walnut
coloured oak

_massello di rovere

oak solid wood



rovere naturale
natural oak




rovere tinto noce termocotto
termocotto walnut
coloured oak

Meccanismo SYNCRO

(su tutti i tavoli allungabili con piana in melaminico bordo 9 cm)

SYNCRO mechanism

(on all extendable tables with edge 9 cm melamine top)




Meccanismo COVER PLUS

(su tutti gli altri tavoli i tavoli allungabili)


COVER PLUS mechanism

(on all other extendable tables)



Meccanismo su tavolo JET

JET table mechanism



Meccanismo su consolle JOKER

JOKER console mechanism

